

# XPRO INDIA LIMITED



Birla Building (2nd Floor),  
9/I, R. N. Mukherjee Road,  
Kolkata - 700 001, India  
Tel: +91-33-40823700/22200600  
e-mail: xprocal@xproindia.com

February 7, 2023

National Stock Exchange of India Ltd.  
"Exchange Plaza",  
Bandra-Kurla Complex, Bandra (E),  
Mumbai 400 051

Stock Symbol XPROINDIA(EQ)

The Dy. General Manager  
BSE Limited  
Corporate Relationship Department  
1<sup>st</sup> Floor, New Trading Ring  
Rotunda Building, P J Towers  
Dalal Street, Fort  
Mumbai 400 001

Stock Code No. 590013

Dear Sir,

Sub: Press Release

In continuation to our letter dated February 6, 2023, forwarding the Un-audited Financial Results for the quarter and nine months ended December 31, 2022, we are now enclosing herewith a copy of Press Release issued by the Company on the said Financial Results, for your information and record.

Thanking you,

Yours faithfully,  
For **Xpro India Limited**





VINAY KUMAR AGARWAL  
Digitally signed by  
VINAY KUMAR  
AGARWAL  
Date: 2023.02.07  
10:33:25 +05'30'  
**Vinay Kumar Agarwal**  
**President (Finance)**  
**& Chief Financial Officer**

Encl.: a/a

## Xpro India Limited – Q3 & 9MFY23 Financial Results

**New Delhi, February 6, 2023** – Xpro India Limited a diversified multi-locational company with a strong brand equity and a focused connect to the polymer processing industry has announced its Unaudited Financial Results for Q3 & 9MFY23.

### 9MFY23 Financial Performance Snapshot (Y-o-Y)

<p>Revenue from Operations</p> <p><b>Rs. 386.7 crores</b></p> <p> <b>+17.6%</b></p>	<p>EBITDA</p> <p><b>Rs. 55.2 crores</b></p> <p> <b>+18.4%</b></p>	<p>Profit Before Tax (PBT)</p> <p><b>Rs. 44.0 crores</b></p> <p> <b>+60.1%</b></p>	<p>Profit After Tax (PAT)</p> <p><b>Rs. 41.1 crores</b></p> <p> <b>+49.6%</b></p>
--	--	---	--

### Q3 & 9MFY23 Key Financial Highlights- (Consolidated):

Particulars (Rs. Crs.)	Q3 FY23	Q3 FY22	Y-o-Y	Q2FY23	Q-o-Q	9MFY23	9MFY22	Y-o-Y
Revenues	93.1	111.2	-16.4%	134.0	-30.6%	386.7	328.9	17.6%
EBITDA	13.0	17.9	-27.3%	19.1	-31.6%	55.2	46.6	18.4%
<i>EBITDA Margins (%)</i>	<b>14.0%</b>	16.1%	-210 bps	14.2%	-20 bps	<b>14.3%</b>	14.2%	10 bps
Profit Before Tax	10.1	11.6	-13.1%	15.4	-34.3%	44.0	27.5	60.1%
Profit After Tax	6.5	11.6	-44.3%	16.1	-59.8%	41.1	27.5	49.6%
<i>PAT Margins (%)</i>	<b>7.0%</b>	10.4%	-340 bps	12.0%	-500 bps	<b>10.6%</b>	8.4%	220bps

### Operational/Financial Highlights for Q3 & 9MFY23 Y-o-Y :

#### Operational:

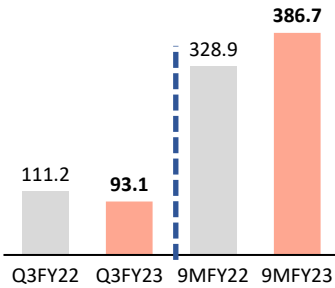
- ✓ Sustained domestic demand for Xpro Biax Dielectric films; market share > 30% (balance substantially imported);
- ✓ Volumes reflect also higher demand for thinner films, average realisation is 25% over last year;
- ✓ Volumes to the white goods industry - primary market for the Coex division - grew 7% in the 9MF23 over 9MFY22 but fell 20% Q-o-Q reflecting indifferent market demand and usual seasonal swing in consumer durables markets;
- ✓ Raw material price volatile; together with cost pass-ons, and improved value-addition offerings overall margins scaled-up;
- ✓ Steady reduction in Finance Cost, due to repayment of borrowings including due to pre-payments;
- ✓ External recognition continuing with our businesses recognised by (a) Award for best extrusion processor by Modern Plastics, (b) Award for Valuable Business Partner by Haier and (c) Platinum (First) Prize in Manufacturing Sector (Medium Category) by FICCI under FICCI Quality Systems Excellence Awards 2022.

#### Financial:

- ✓ Revenue in 9MFY23 increased by 17.6 % Y-o-Y to Rs. 386.7 Cr,
- ✓ EBITDA in 9MFY23 Increased by 18.4 % Y-o-Y to Rs 55.2 Cr; EBITDA Margin for 9MFY23 stood at 14.3%
- ✓ Profit after tax for 9MFY23 Increased by 49.6% Y-o-Y to Rs. 41.1 Cr; PAT Margin in 9MFY23 stood at 10.6 %
- ✓ EPS (basic) for 9MFY23 (not annualized) at Rs.23.19

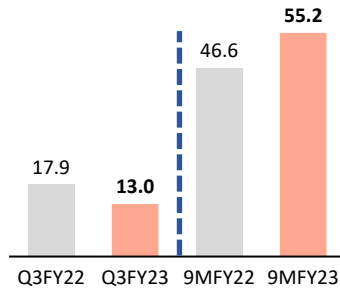
## Q3 & 9MFY23 Key Financial Highlights Consolidated:

### Revenue (Rs. Crs)



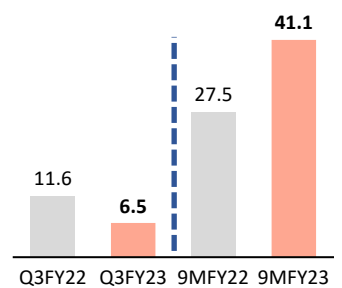
### EBITDA (Rs. Crs) & Margin(%)

16.1%	14.0%	14.2%	14.3%
-------	-------	-------	-------



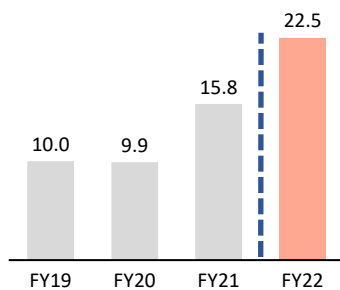
### PAT (Rs. Crs) & Margin(%)

10.4%	7.0%	8.4%	10.6%
-------	------	------	-------

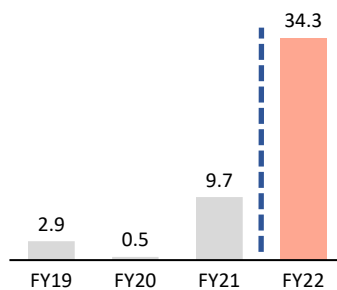


## Capital Disciplined Growth

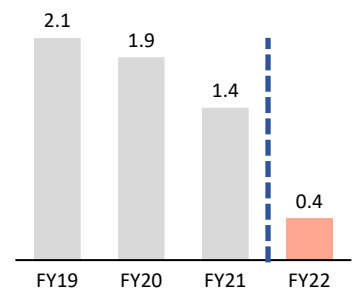
### RoCE (%)



### RoE (%)



### Net Debt to Equity (x)



## About Xpro India Limited

Xpro India Limited is a diversified multi-divisional, multi-locational company with a strong commitment to polymer processing as an industry, and in strong governance practices in its management. Established as a separate entity via a corporate demerger in 1998, the units comprising Xpro India Limited have long been in existence, giving it over 37 years experience in the extrusion/coextrusion field. It thus aggregates years of experience and a robust, maturing organization driven by a deeply India-centric self-sufficiency for which it prides itself.

Xpro India Limited is a family-led and professionally managed arm of India's largest and very reputed Industrial House - the BIRLA family. It has a dedicated, and competent work-force of well-trained employees placed at various locations. Manufacturing at all units is carried out by qualified personnel under stringent guidelines and quality standards. At Xpro, continuous product development and high customer service levels are key areas, with an underlying philosophy being to provide the highest level of satisfaction to customers, and a passion to ethically excel in all areas of activity.

Company	Investor Relations: Orient Capital
Name: Vinay Agarwal	Name: Irfan Raean/ Rajesh Agrawal
Email: <a href="mailto:vinay@xproindia.com">vinay@xproindia.com</a>	Email: <a href="mailto:irfan.raean@linkintime.co.in">irfan.raean@linkintime.co.in</a> / <a href="mailto:rajesh.agrawal@linkintime.co.in">rajesh.agrawal@linkintime.co.in</a>
CIN: L25209WB1997PLC085972	Tel : +91 9773778669
<a href="http://www.xproindia.com">www.xproindia.com</a>	<a href="http://www.orientcap.com">www.orientcap.com</a>

### Safe Harbor

Any forward-looking statements about expected future events, financial and operating results of the Company are based on certain assumptions which the Company does not guarantee the fulfilment of. Past performance also should not be simply extrapolated into the future. These statements are subject to risks and uncertainties. Actual results might differ substantially or materially from those expressed or implied. Important developments that could affect the Company's operations include a downtrend in the industry, global or domestic or both, significant changes in political and economic environment in India or key markets abroad, tax laws, litigation, labour relations, exchange rate fluctuations, technological changes, investment and business income, cash flow projections, interest, and other costs. The Company does not undertake any obligation to update forward-looking statements to reflect events or circumstances after the date thereof.